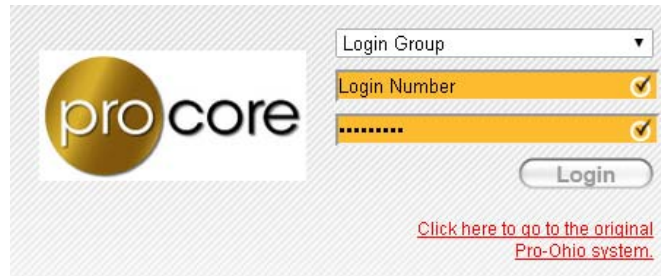


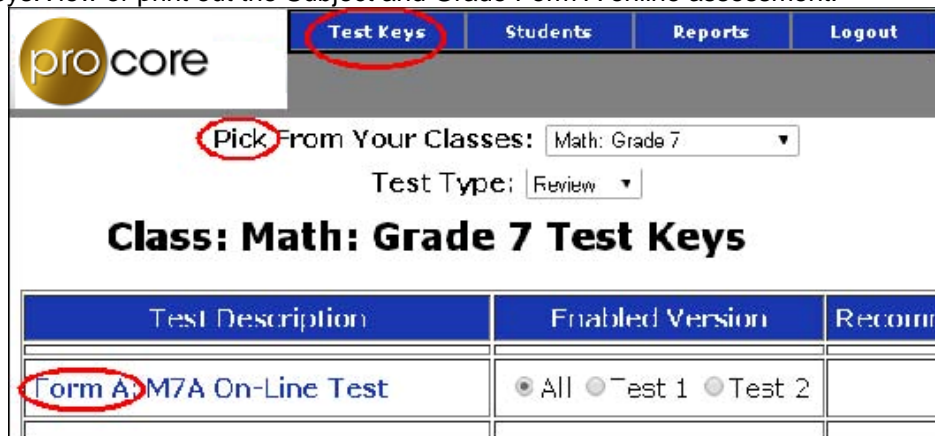
Pre-Test Strategies: The Online Pro-Core Web System

After the pre-test is administered to the entire class, log-in to the Pro-Core online system.



The login screen features the Pro-Core logo on the left. On the right, there is a 'Login Group' dropdown menu, a 'Login Number' field with a checkmark, and a password field with a checkmark. A 'Login' button is positioned below these fields. At the bottom right, there is a red link that says 'Click here to go to the original Pro-Ohio system.'

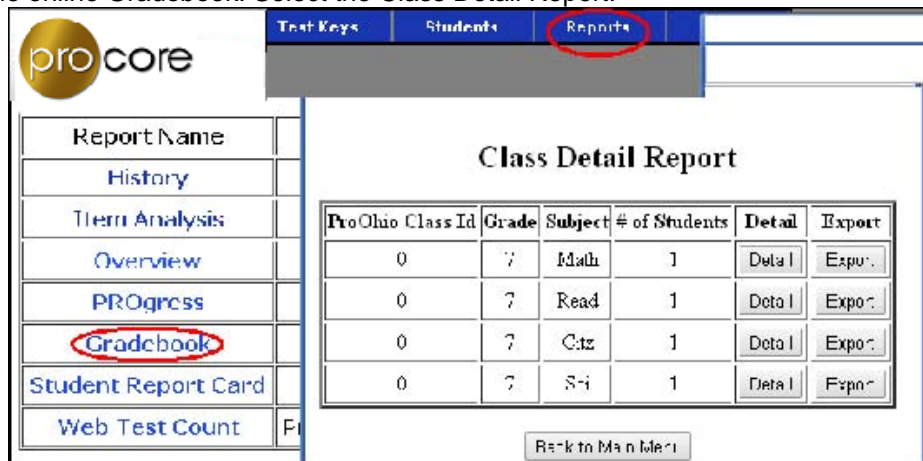
Go to Testkeys. View or print out the Subject and Grade Form A online assessment.



The interface shows the 'Test Keys' tab selected in the top navigation bar. Below the navigation bar, there is a 'Pick From Your Classes:' dropdown menu set to 'Math: Grade 7' and a 'Test Type:' dropdown menu set to 'Review'. The main heading is 'Class: Math: Grade 7 Test Keys'. Below this is a table with columns for 'Test Description', 'Enabled Version', and 'Recomm'. The first row in the table is 'Form A: M7A On-Line Test', which is circled in red. The 'Enabled Version' column for this row shows radio buttons for 'All', 'Test 1', and 'Test 2', with 'All' selected.

The Form A assessment can be used as a “tool for learning.” Become familiar with the questions and content of the assessment. Many of these questions will appear later in the online Short Cycle Web Activities (SCWA).

Next, go to the online Gradebook. Select the Class Detail Report.



The interface shows the 'Reports' tab selected in the top navigation bar. On the left side, there is a list of report options: 'Report Name', 'History', 'Item Analysis', 'Overview', 'PROgress', 'Gradebook' (circled in red), 'Student Report Card', and 'Web Test Count'. The main area displays the 'Class Detail Report' for 'Form A: M7A On-Line Test'. It features a table with columns: 'ProOhio Class Id', 'Grade', 'Subject', '# of Students', 'Detail', and 'Export'. The table contains four rows of data for different subjects: Math, Read, Citz, and Sci. Each row has a 'Detail' button and an 'Export' button. Below the table is a 'Back to Main Menu' button.

The Form A online Class Detail Report will show you the test results for each student in each class in each learning standard in each subject. This will help answer the question: “Where do I begin?”