

Student Log-in and Pro-Core Online Assessments

STUDENT LOG-IN

Your teacher has a list of student log-in Usernames and passwords. Your password can be changed by the teacher, but your Log-in ID will always remain the same.

The screenshot shows the 'Login to ProCore Account' form. It includes a dropdown menu for school selection (currently showing 'RIV: Riverside Elementary'), a text input for the Pro-Core ID Number (showing '22341'), and a password input field (showing '.....'). There is a 'Remember me' checkbox and a 'Login' button. Three callout boxes provide instructions: 1. 'Select your school from the pop-up' points to the dropdown menu. 2. 'Key-in the Pro-Core ID Number (assigned by your school)' points to the ID input field. 3. 'Key-in your Last Name and First Initial' points to the password input field.

Finding and Selecting the Form A, B, C Assessments

After logging-in the first time, you will see the Short Cycle Web Assessments (SCWA) screen, and the subjects into which you have been enrolled. Notify your teacher if all your subjects do not appear in the “Available Assessments” menu bar.

To go to your Form A assessment: (1) In “Available Assessments” menu bar, select the Form assessment subject. (2) Then, select “**Other Assessments**.”

The screenshot shows the 'Available Assessments' menu. The 'Available Assessments' tab is circled in red. Below it, the 'Other Assessments' button is also circled in red. A callout box points to the 'Other Assessments' button with the text: 'FIRST, for the A, B, or C assessments: Select the SUBJECT'. Another callout box points to the 'Other Assessments' button with the text: 'SECOND: Select “Other Assessments”'. The menu also shows subject tabs for 'ELA/Reading 6', 'Mathematics 6', 'Science 6', and 'Social Studies 6'. A 'Key:' section shows performance levels: 'Not yet', '> 79%', '60% - 79%', '45% - 59%', and '< 45%'. Below this, there are several assessment items with checkboxes, such as '01 LIT: ... textual ev...', '02 LIT: Det...', '03 LIT: ... or drama's plot unfolds in a series', '11 INF: Analyze in c...', and '12 INF: Determine t...'. '13 INF: Analyze how'

(3) Finally, select the *available* Form assessment under “**Other Assessments**.”

The screenshot shows the 'Other Assessments' section. The 'Other Assessments' button is circled in red. A callout box points to the 'Form A: ELA/Reading 6a On-Line Test 2.0' assessment with the text: 'THIRD: Select the Assessment'. The menu also shows subject tabs for 'Available Assessments', 'ELA/Reading 6', 'Mathematics 6', 'Science 6', and 'Social Studies 6'. A 'Key:' section shows performance levels: 'Not yet taken', '> 79%', '60% - 79%', '45% - 59%', and '< 45%'.

THE PRO-CORE FORM A, B, C ASSESSMENTS

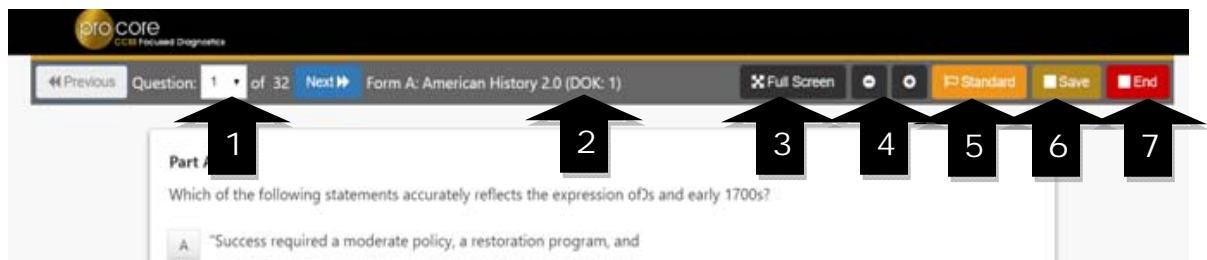
Carefully read the information on the “Welcome” screen:

IMPORTANT MESSAGE

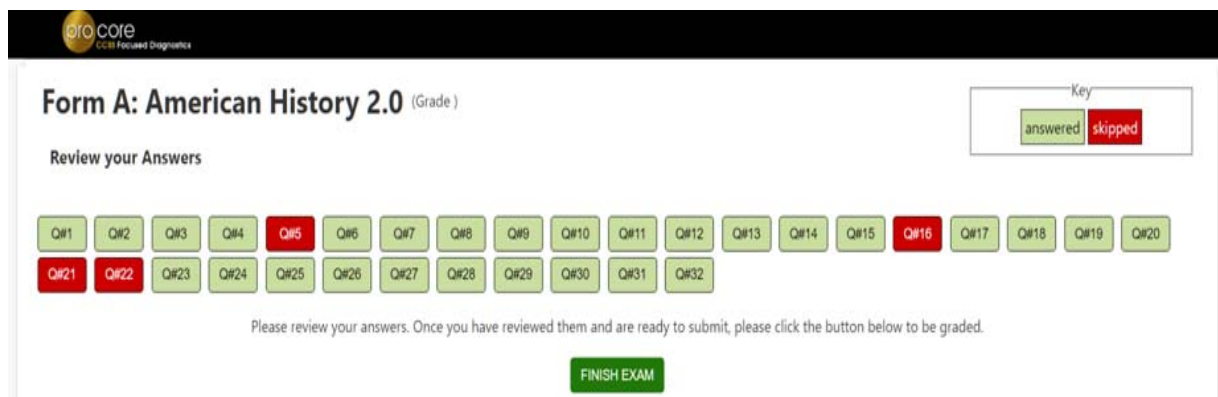
The Form A test is designed to measure what you know. Do the best you can. Your answers will help your teacher plan instruction for the year. Try not to leave answers blank. Guessing is permitted. If your test score is "too low," you may be asked to re-take the test.

[Continue](#)

The Assessment Screen: Navigation Bar Functions



1. The **Down Arrow** allows any question to be selected.
2. **DOK** (Depth of Knowledge) refers to the complexity of the question (1-4)
3. **Full Screen** provides a larger portion of the question. This is especially useful when the question needs to be scrolled down.
4. Clicking the - will **decrease** the text size; + will **increase** the text size.
5. **Standard** will show the full content standard being addressed by this question.
6. **Save** allows the student to bookmark the question and Exit's the test. When the student returns, the test will be blinking, so the student must finish the test before choosing anything else.
7. Clicking the **End** button shows a summary of questions answered or skipped.



The items in **red** were either not answered or partially answered.

You should review your answers before clicking the “**FINISH EXAM**” button.

Sample Two-Part Test Question

The question below is a 2-point “evidence-based” question in which you must get both parts correct in order to receive the 2 points.

Part A
Which of the following statements accurately reflects the expression of Enlightenment ideas of the late 1600s and early 1700s?

A "Success required a moderate policy, a restoration program, and the return of property."
B "Individuals had a natural right to defend their lives, make themselves free from government oppression, and hold freedom of choice."
C "Settlers needed to experience stronger taxes, less favoritism for plantation owners, and a bountiful harvest if their lives were to be improved."
D "It was essential to renounce the concept of slavery, achieve emotional nirvana, and abandon global religious views in order to accomplish piety."

Part B
The U.S. Declaration of Independence included a list of grievances against the British king. Which phrase from this historical document **summarizes** the basis of the grievances, while reflecting the Enlightenment ideas expressed in the correct answer in Part A?

A "When in the Course of human events, it becomes necessary for one people to dissolve the political bands which have connected them with another, ..."
B "... a decent respect to the opinions of mankind requires that they should declare the causes which impel them to the separation."
C "... that all men are created equal, that they are endowed by their Creator with certain unalienable Rights, that among these are Life, Liberty and the pursuit of Happiness."
D "Prudence, indeed, will dictate that Governments long established should not be changed for light and transient causes;"

AFTER THE ASSESSMENT

1. Be sure you have correctly logged-out of the system.
2. Your test results and diagnostic reports for your teacher will be available at the end of the school testing period.

Student Assessments completed

“My Assessments” shows the assessments you have completed. The Form A, B or C assessments can only be taken once, so they will be removed from “Available Assessments” and moved to “My Assessments.”

Assessments			My Assessments	Reports
Student Assessments				
Title	Subject	Action		
Form A: R6a On-Line Test 2.0	ELA/Reading 6	Score		
Form A: S6a On-Line Test 2.0	Science 6	Score		

For example, the two assessments listed above are no longer available to retake since they are both are Form A assessments you have completed..Be aware that if you return to **Other Assessments**, it will say “**No Exams Available**” because the exam has already been taken.

View Your Assessment Score

Selecting “Score” in My Assessments will show you your response scores.

Assessments **My Assessments** Reports

Form A: M6a On-Line Test 2.0 (Grade)

Exam Result

Your Score 31%

Q#1 ✓	Q#2 ✗	Q#3 ✗	Q#4 ✗	Q#5 ✓	Q#6 ✓	Q#7 ✗	Q#8 ✓	Q#9 ✓	Q#10 ✓	Q#11 ✗	Q#12 ✗
Q#13 ✓	Q#14 ✗	Q#15 ✗	Q#16 ✓	Q#17 ✗	Q#18 ✗	Q#19 ✗	Q#20 ✗	Q#21	Q#22	Q#23 ✗	Q#24 ✗
Q#25 ✗	Q#26 ✗	Q#27 ✓	Q#28 ✓	Q#29 ✗	Q#30 ✗	Q#31 ✗	Q#32 ✗	Q#33 ✓	Q#34 ✗	Q#35 ✗	Q#36 ✗
Q#37 ✗	Q#38 ✗	Q#39	Q#40 ✗	Q#41 ✗	Q#42 ✓						

The shaded questions indicate partial credit (i.e. 1 of 2 pts). Putting your cursor over the shaded questions will show the score you received.

Short Cycle Web Assessments (SCWA)

If you return to the Assessments screen, you will see your SCWA learning standards in each subject listed in the “**Available Assessments**” menu bar.

Assessments **My Assessments** Reports

Available Assessments **ELA/Reading 6** Mathematics 6 Science 6 Social Studies 6

Other Assessments Key: Not yet taken > 79% **60% - 79%** 45% - 59% < 45%

<input checked="" type="checkbox"/> 01 LIT: Cite textual evidence to support analysis of what the text says explicitly and implicitly	<input type="checkbox"/> 11 INF: Analyze in c
<input checked="" type="checkbox"/> 02 LIT: Determine a theme or central idea of a text and how it is conveyed	<input type="checkbox"/> 12 INF: Determine t
<input checked="" type="checkbox"/> 03 LIT: De...icular story's or drama's plot unfolds in a series	<input type="checkbox"/> 13 INF: Analyze how
<input checked="" type="checkbox"/> 04 LIT: Determine the meaning of words and phrases as they are used in a	<input type="checkbox"/> 14 INF: Determine s
<input type="checkbox"/> 05 LIT: A...icular sentence, chapter, scene, or stanza fits int	<input type="checkbox"/> 15 INF: Integrate in
<input type="checkbox"/> 06 LIT: Explain how an author develops the point of view of the narrator o	<input type="checkbox"/> 16 INF: Trace and e
<input type="checkbox"/> 07 LIT: Compare and contrast the experience of reading a story, drama, or	<input type="checkbox"/> 17 INF: Compare ar

The learning standards will become color-coded based on your scores as you complete each standard assigned by your teacher,

THE STANDARDS DETAIL REPORT

If you select “**Reports**,” you have the option to generate your scores on your subject (1) Form A, B, or C Assessments, or (2) your Short Cycle Web Assessments (SCWA).

(1) Sample Form A assessment results

A “**Form**” report shows your average score for each set of standards’ questions on your Form A, B, or C assessment as well as your average score for the entire assessment.

Assessments My Assessments **Reports**

Standards Detail Report

222 ELA/Reading 6 **Form A** Generate Report Print Preview

ELA/Reading 6 Pro-Core Standards Jonathan Depp RIV: Riverside Elementary # 222

Student Name	Student Code	1	2	3	4	5	6	7	8	9	10	11	12	13	14	15	16	17	18	19	%Avg
Robert McGee	22341	0	0	0	0	50	0	0	0	0	33	50	0	0	0	0	0	0	50	0	11%

1. LIT Cite textual evidence to support analysis of what the text says explicitly
 2. LIT Determine a theme or central idea of a text and how it is conveyed thro
 3. LIT Describe how a particular story's or drama's plot unfolds in a series of e
 4. LIT Determine the meaning of words and phrases as they are used in a text
 11. INF Analyze in detail how a key individual, event, or idea
 12. INF Determine th
 13. INF Analyze how
 14. INF Determine an author's point of view or purpose in a t

(2) Sample SCWA results

A “**SCWA**” (Short Cycle Web Assessment) report shows your average score for each standards assessment assigned by your teacher as well as your average score for all your short cycle web assessments.

Assessments My Assessments **Reports**

Standards Detail Report

222 ELA/Reading 6 **All SCWA** Generate Report Print Preview

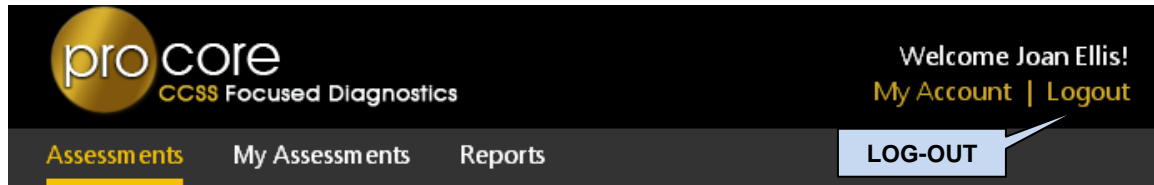
ELA/Reading 6 Pro-Core Standards Jonathan Depp RIV: Riverside Elementary # 222

Student Name	1	2	3	4	5	6	7	8	9	10	11	12	13	14	15	16	17	18	19	%Avg	
Robert McGee	67	63	71	57	14																54%

1. LIT Cite textual evidence to support analysis of what the text says explicitly
 2. LIT Determine a theme or central idea of a text and how it is conveyed thro
 3. LIT Describe how a particular story's or drama's plot unfolds in a series of e
 4. LIT Determine the meaning of words and phrases as they are used in a text
 11. INF Analyze in detail how a key individual, event, or idea
 12. INF Deter
 13. INF Analyze how a particular sentence, paragraph, chapt
 14. INF Determine an author's point of view or purpose in a t

There may also be **other** assessments assigned by your teacher that appear in the drop-down selection box.

LOGGING OUT



Be sure to **log-out** at the end of each session so that your work is properly saved.