

Student Log-in and Pro-Core Online Assessments

STUDENT LOG-IN

Your teacher has a list of student log-in Usernames and passwords. Your password can be changed by the teacher, but your Log-in User ID will always remain the same.

The screenshot shows the 'Login to ProCore Account' page. It features a dropdown menu for school selection (currently showing 'RIV: Riverside Elementary'), a text input for the User ID Number (showing '22341'), and a password input field (showing '.....'). There is a 'Remember me' checkbox and a 'Login' button. Three callout boxes provide instructions: 1. 'Select your school from the pop-up' points to the dropdown menu. 2. 'Key-in your User ID Number (assigned by your school)' points to the User ID input field. 3. 'Key-in your Last Name and First Initial' points to the password input field.

Finding and Selecting the Form A, B, C Assessments

After logging-in the first time, you will see the Short Cycle Web Assessments (SCWA) screen, and the subjects into which you have been enrolled. Notify your teacher if all your subjects do not appear in the “Available Assessments” menu bar.

To go to your Form A assessment: (1) In “Available Assessments” menu bar, select the Form assessment subject. (2) Then, select “**Other Assessments**.”

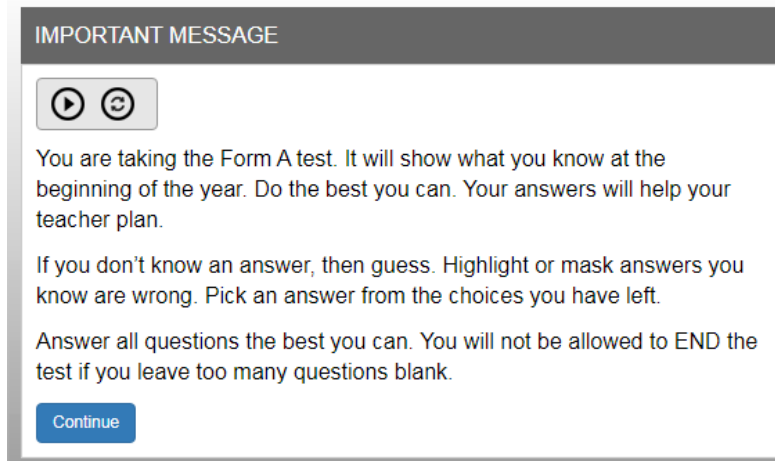
The screenshot shows the 'Available Assessments' menu. The 'Available Assessments' tab is circled in red. Below it, the 'Other Assessments' tab is also circled in red. A callout box points to the 'Other Assessments' tab with the text: 'FIRST, for the A, B, or C assessments: Select the SUBJECT'. Another callout box points to the 'Other Assessments' tab with the text: 'SECOND: Select “Other Assessments”'. The menu also shows subject tabs for 'ELA/Reading 6', 'Mathematics 6', 'Science 6', and 'Social Studies 6'. A 'Key:' section shows performance ranges: '> 79%', '60% - 79%', '45% - 59%', and '< 45%'. Below the 'Other Assessments' tab, several assessment items are listed, including '01 LIT: textual ev...', '02 LIT: Det...', '03 LIT: I...', '11 INF: Analyze in c...', and '12 INF: Determine t...'. The '01 LIT' item is highlighted with a blue callout box.

(3) Finally, select the *available* Form assessment under “**Other Assessments**.”

The screenshot shows the 'Other Assessments' menu. The 'Other Assessments' tab is circled in red. A callout box points to the 'Form A: ELA/Reading 6a On-Line Test 2.0' item with the text: 'THIRD: Select the Assessment'. The menu also shows the 'Available Assessments' tab and the 'Key:' section with performance ranges: '> 79%', '60% - 79%', '45% - 59%', and '< 45%'. The 'Form A: ELA/Reading 6a On-Line Test 2.0' item is highlighted with a blue callout box.

THE PRO-CORE FORM A, B, C ASSESSMENTS

Carefully read the information on the “Welcome” screen:



Form A Message

Update Warning Messages

- When you begin the test, a warning message will show the number of questions and the time you have before the test is Ended. The test cannot be *paused*.
- All Form assessments are **90 minutes** *unless* your teacher has extended the testing time. Each test may be scheduled over one or two days. **You have the option to Hide the 90-minute Timer if it appears at the top of each test page.**
- You are allowed ONE “Save” to bookmark and return during an assessment.
- If you are given extended time, you are allowed ONE ADDITIONAL *Save*
- If you attempt to Save a test more than one time in a session, you will be locked out. A **message** will show: “This assessment is locked because you saved the assessment more than once. Please contact your class teacher.” The teacher may *unlock* a student using their Assessments Security Settings layout.
- If you intend to *Save* your assessment, you **MUST** answer the questions in sequence (1,2,3,4...etc). You **MUST NOT** skip questions or look ahead to any remaining questions. If you Save and return to the test later, s/he will **NOT** be allowed to change the answers to questions you have already answered nor to answer any questions you have seen and skipped.
- A time remaining pop-up message will show at 10, 5, and 3 minutes left.
- Tests *Saved* before the end of the 90 minute test limit are listed as "Incomplete" in the Test Completion Report. You should “**End**” a test when all the questions have been answered.
- You may **NOT** exit from the browser window during the testing time. If you try to Exit, a warning message will appear: “You are not allowed to Exit this program during your testing time.” If you **eXits** your **Browser**, the number of exits will appear in the teacher’s **Test Completion Report** under XB.

The Form Test online instructions screen is shown below:

Instructions

Haga clic aquí para español

Click here for Spanish instructions

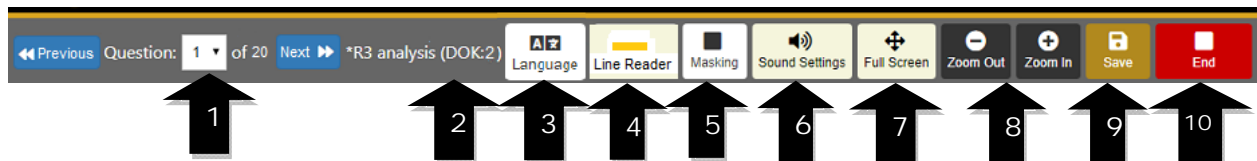
- This test has 44 questions. You have 90 minutes to answer all the questions.
- Your school may choose for you to take this test in two 45-minute time slots. At the end of each time slot, the test will shut down. Your work will be saved and scored.
- You can save your work ONCE. Click on "SAVE" to store your answers and the time you have left. You will be able to come back to the test later. When you return, you will only be able to work on new questions. You will NOT be able to go back to any questions you saved.

Warning

- This is a timed test. Make sure no one interrupts you. The timer cannot be paused once it has started.
- Answer the questions in order (1,2,3,4...etc.). DO NOT skip questions. DO NOT look ahead to other questions.
- If you click "Save", you will be told to check your work. You will also be asked to finish questions you skipped. IT IS IMPORTANT THAT YOU DO THIS. When you return to the test, you will NOT be able to change any answers you saved. You will also NOT be able to answer any questions you skipped.

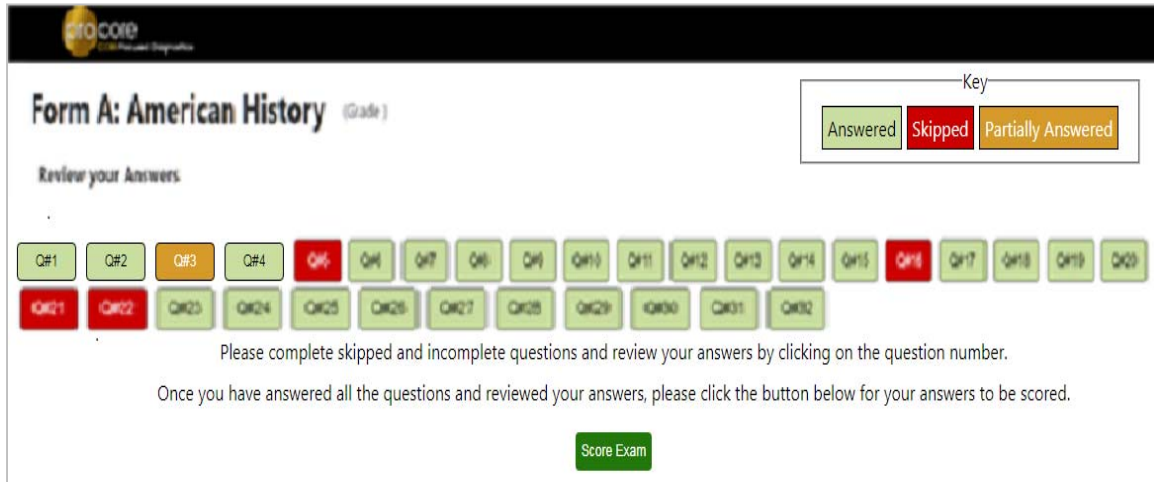
Form A/B/C instructions

The Student Assessment Screen: Navigation Bar Functions



1. The **Down Arrow** allows any question to be selected.
2. **DOK** (Depth of Knowledge) refers to the complexity of the question (1-4)
3. **Language** allows selection of Spanish language selection (if available for the test)
4. **Line Reader** allows the computer to read aloud each line of the test item.
5. **Line Reader** allows the computer to read aloud each line of the test item.
6. **Masking** allows the student to block out any portion of the test item.
5. **Sound Settings** allows the student to adjust the computer "speaking" sound.
7. **Full Screen** provides a larger portion of the question. This is especially useful when the question needs to be scrolled down.
8. Clicking the **Zoom Out** will **decrease** the text size; **Zoom In** will **increase** the text size.
9. **Save** allows the student to bookmark the question and Exit's the test. When the student returns, the test will be blinking, so the student must finish the test before choosing anything else. The student is allowed to use Save only one time.
10. Clicking the **End** button shows a summary of questions answered, skipped or partially answered.

End-of-Test **review** screen is shown below:

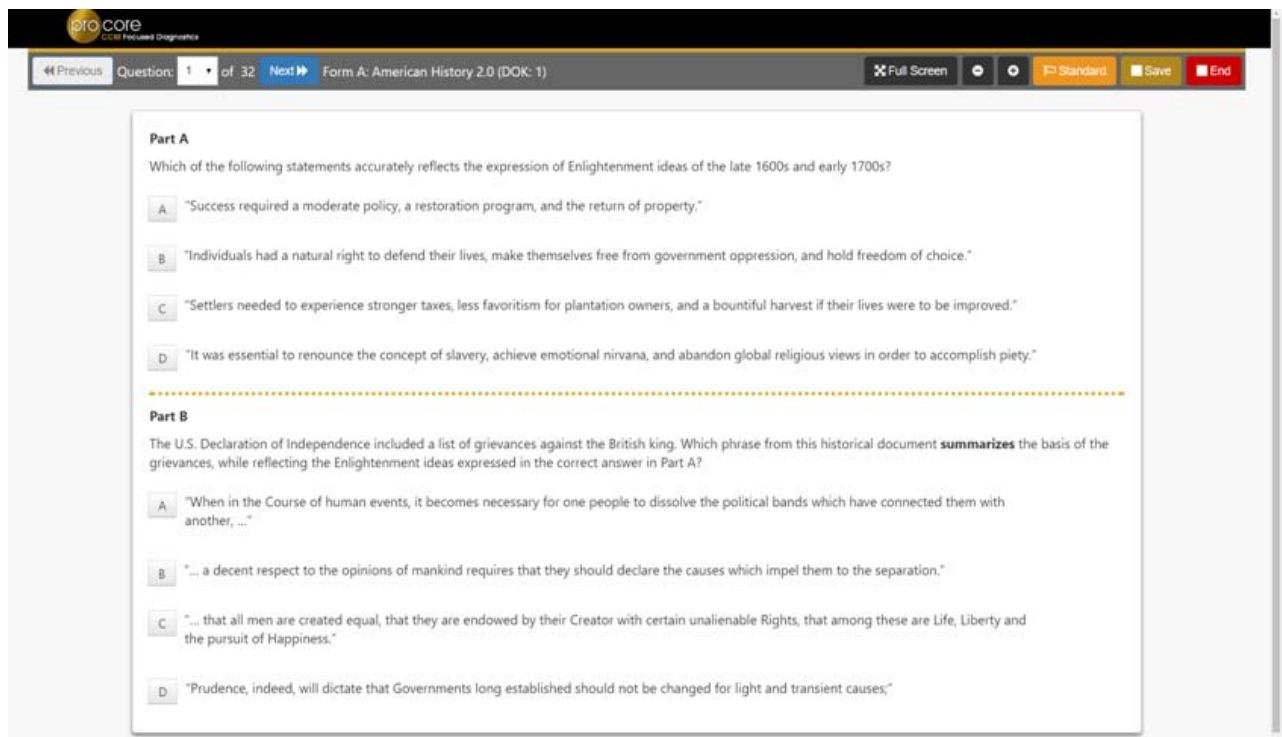


Click on the Question # to go back and answer skipped or partially answered items.

You should review your answers before clicking the “**Score Exam**” button.

Sample Two-Part Test Question

The question below is a 2-point “evidence-based” question in which you must get both parts correct in order to receive the 2 points.



AFTER THE ASSESSMENT

1. Be sure you have correctly logged-out of the system.
2. Your test results and diagnostic reports for your teacher will be available at the end of the school testing period.

Student Assessments completed

“My Assessments” shows the assessments you have completed. The Form A, B or C assessments can only be taken once, so they will be removed from “Available Assessments” and moved to “My Assessments.”

Title	Subject	Action
Form A: R6a On-Line Test 2.0	ELA/Reading 6	Score
Form A: S6a On-Line Test 2.0	Science 6	Score

For example, the two assessments listed above are no longer available to retake since they are both are Form A assessments you have completed. Be aware that if you return to **Other Assessments**, it will say “**No Exams Available**” because the exam has already been taken.

View Your Assessment Score

Selecting “Score” in My Assessments will show you your response scores.

Form A: M6a On-Line Test 2.0 (Grade)

Exam Result Key: Correct Incorrect Partial Credit

Your Score 31%

Q#1	Q#2	Q#3	Q#4	Q#5	Q#6	Q#7	Q#8	Q#9	Q#10	Q#11	Q#12
Q#13	Q#14	Q#15	Q#16	Q#17	Q#18	Q#19	Q#20	Q#21	Q#22	Q#23	Q#24
Q#25	Q#26	Q#27	Q#28	Q#29	Q#30	Q#31	Q#32	Q#33	Q#34	Q#35	Q#36
Q#37	Q#38	Q#39	Q#40	Q#41	Q#42						

The shaded questions indicate partial credit (i.e. 1 of 2 pts). Putting your cursor over the shaded questions will show the score you received.

Short Cycle Web Assessments (SCWA)

If you return to the Assessments screen, you will see your SCWA learning standards in each subject listed in the “**Available Assessments**” menu bar.

Assessments My Assessments Reports

Available Assessments ELA/Reading 6 Mathematics 6 Science 6 Social Studies 6

Other Assessments Key: Not yet taken > 79% 60% - 79% 45% - 59% < 45%

01 LIT: Cite textual evidence to support analysis of what the text says explicitly and implicitly

02 LIT: Determine a theme or central idea of a text and how it is conveyed through explicit details

03 LIT: Describe how a particular story's or drama's plot unfolds in a series of episodes

04 LIT: Determine the meaning of words and phrases as they are used in a text

05 LIT: Analyze how a particular sentence, chapter, scene, or stanza fits into the overall structure

06 LIT: Explain how an author develops the point of view of the narrator or speaker

07 LIT: Compare and contrast the experience of reading a story, drama, or poem

11 INF: Analyze in a text how major characters develop over the course of the text

12 INF: Determine how a text treats a subject or issue, including how different characters, settings, and points of view

13 INF: Analyze how a text treats a subject or issue, including how different characters, settings, and points of view

14 INF: Determine how a text treats a subject or issue, including how different characters, settings, and points of view

15 INF: Integrate information from several texts on a subject or issue

16 INF: Trace and analyze the development of a text's central ideas or themes

17 INF: Compare and contrast the experience of reading a story, drama, or poem

The learning standards will become color-coded based on your scores as you complete each standard assigned by your teacher,

Unit Tests (Social Studies)

Unit Tests focus on Social Studies learning standards. From your Menu bar, select “Assessments,” “Social Studies,” and “Other Assessments.”

Assessments My Assessments Reports

Available Assessments ELA/Reading 7 Mathematics 7 Science 7 Social Studies 7

Other Assessments Key: Not yet taken Advanced: > 70% Accelerated: 60% - 70% Proficient: 40% - 60% Basic: 30% - 40% Limited: < 30%

Units Search: [] Q x

Unit 2: Ancient Rome

Unit 4: Islamic Ach./Renaissance

Unit 7: Age of Exploration

Unit 5: Reformation

Unit 1: Ancient Greece

Unit 6: Africa/Asian Empires Trade

Unit Tests for Social Studies have the same questions as the SCWA. The questions are simply grouped into larger tests that reflect a theme.

THE STANDARDS DETAIL REPORT

If you select “**Reports**,” you have the option to generate your scores on your subject (1) Form A, B, or C Assessments, or (2) your Short Cycle Web Assessments (SCWA).

(1) Sample Form A assessment results

A “**Form**” report shows your average score for each set of standards’ questions on your Form A, B, or C assessment as well as your average score for the entire assessment.

Assessments My Assessments **Reports**

Standards Detail Report Card

222-1 ELA/Reading 6 **Form A** Generate Report Print Preview

ELA/Reading 6 Pro-Core Standards Detail Report Jonathan Depp RIV: Riverside Elementary # 222

Student Name	Student Code	1	2	3	4	5	6	7	8	9	10	11	12	13	14	15	16	17	18	19	20	21	22	23	%Avg	
Douglas Brown	2333000	0	50	50	50	0	0	0	0	0	50	★	0	0	0	0	★	0	★	0	0	0	0	0	0	26%

1. LIT Cite textual evidence to support analysis of what the text says explicitly 11. INF Analyze in detail how a key individual, event, or idea
 2. LIT Determine a theme or central idea of a text and how it is conveyed thro 12. INF Deter words and phrases as they
 3. LIT Describe how a particular story’s or drama’s plot unfolds in a series of e 13. INF Analyze how a particular sentence, paragraph, chapt
 4. LIT Determine the meaning of words and phrases as they are used in a text 14. INF Determine an author’s point of view or purpose in a t

(2) Sample SCWA results

A “**SCWA**” (Short Cycle Web Assessment) report shows your average score for each standards assessment assigned by your teacher as well as your average score for all your short cycle web assessments.

Assessments My Assessments **Reports**

Standards Detail Report Card

222-1 ELA/Reading 6 **All SCWA** Generate Report Print Preview

ELA/Reading 6 Standards Average report Jonathan Depp RIV: Riverside Elementary # 222

Student Name	1	2	3	4	5	6	7	8	9	10	11	12	13	14	15	16	17	18	19	%Avg
Robert McGee	67	63	71	57	14															54%

1. LIT Cite textual evidence to support analysis of what the text says explicitly 11. INF Analy event, or idea
 2. LIT Determine a theme or central idea of a text and how it is conveyed thro 12. INF Deter phrases as they
 3. LIT Describe how a particular story’s or drama’s plot unfolds in a series of e 13. INF Analyze how a particular sentence, paragraph, chapt
 4. LIT Determine the meaning of words and phrases as they are used in a text 14. INF Determine an author’s point of view or purpose in a t

There may also be **other** assessments assigned by your teacher that appear in the drop-down selection box.

New! Report Card

The Report Card shows your achievement or progress in each subject at the time the report is generated. Form A B, C test results or Short Cycle Web Assessment (SCWA) results can be selected along with a list of the learning standards.

Report Card

Standards Detail
Report Card

101 Mathematics 7 Form A Standards Include all subjects

Generate Report Print Preview

Key: ● 0% - 30% ● 30% - 40% ● 40% - 60% ● 60% - 70% ● 70% - 99% ★ 100%

Pro-Core
Brown Douglas (2333000) Student Report Card 9/25/2021 Form A
TES: Test School

Subject	1	2	3	4	5	6	7	8	9	10	11	12	13	14	15	16	17	18	19	20	21	22	23	%Avg	
Mathematics 7	●	●	●	●	●	●	●	●	●	●	★	●	●	●	●	●	★	●	★	●	●	●	●	●	26%

Mathematics 7

Learning Standards

1. RPR Compute unit rates associated with ratios of fractions, including lengths, areas
2. RPR Recognize and represent proportional relationships between quantities; identify
3. RPR Use proportional relationships to solve multistep ratio and percent problems.
4. NSY Apply and extend previous understandings of addition and subtraction to add
13. GEO Describe the two-dimensional figures that result from slicing three-dimensio
14. GEO Understand the relationships among the circumference, diameter, area, and r
15. GEO Use facts about supplementary, complementary, vertical, and adjacent angle;
16. GFO Solve real-world and mathematical problems involving area, volume, surface

If you are in an **ELA/Reading** class and have taken the Five Tier Writing (5TW) Assessment, select your class and **Writing** from the drop-down menu to see the results.

Report Card

Standards Detail
Report Card

102 ELA/Reading 7 Writing Standards Include all subjects

Generate Report Print Preview


Keys: ✓ = Completed X = Incomplete Tier 3: 4 = Effective; 3=Adequate; 2=Partial; 1=Minimal; 0=No Credit
Tiers 4 & 5: 2=Good; 1=Satisfactory; 0=Unsatisfactory

Pro-Core
Smith Jeremy (233000) Student Report Card

Exam Title	Subject	Tier Scores				
		1	3	4	5	
- Tier 5 Writing (Leadership)	ELA/Reading 7	✓	4	2	X	

T3 Teacher Comment:

LOGGING OUT



Be sure to **log-out** at the end of each session so that your work is properly saved.